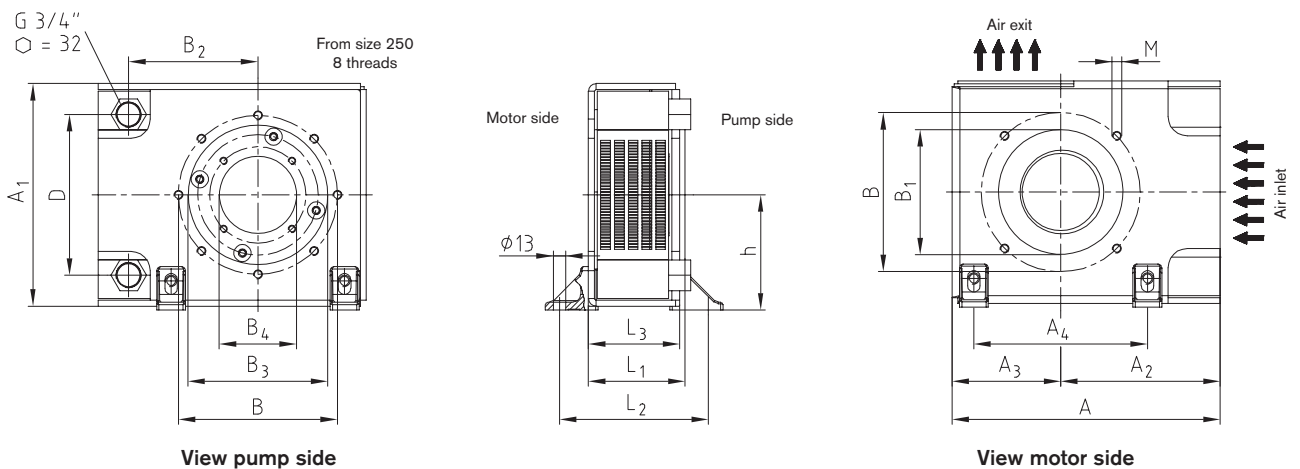



# Oil/air cooler type PIK

## Cooling systems

### Bellhousing with integrated oil/air cooler



Bellhousing with integrated oil/air cooler type PIK (German utility model)																		
IEC motor		PIK oil cooler type	Dimensions [mm] *															
Size (shaft)	kW with 1500 rpm		L <sub>1</sub>	L <sub>2</sub>	L <sub>3</sub>	A	A <sub>1</sub>	A <sub>2</sub>	A <sub>3</sub>	A <sub>4</sub>	B	B <sub>1</sub>	B <sub>2</sub>	B <sub>3</sub>	Min. B <sub>4</sub>	D	M	h
80	0.55	PIK 200/1/...	100	154.5	94.5	275	225	163	112.5	180	165	130	130	145	20	167	M10	116.5
(19 x 40)	0.75	PIK 200/2/...	110	154.5	94.5	275	225	163	112.5	180	165	130	130	145	20	167	M10	116.5
90S/90L	1.1	PIK 200/4/...	124	154.5	94.5	275	225	163	112.5	180	165	130	130	145	20	167	M10	116.5
(24 x 50)	1.5																	
100L/112M	2.2	PIK 250/2/... **	124	175.5	115.5	308	250	180	125	220	215	180	150	190	20	192	M12	129
(28 x 60)	3, 4	PIK 250/4/... **	135	175.5	115.5	305	250	180	125	220	215	180	150	190	20	192	M12	129
132S/132M	5.5	PIK 300/1/...	144	199.5	139.5	359	300	205	154	260	265	230	175	234	30	242	M12	154
(38 x 80)	7.5	PIK 300/3/...	155	199.5	139.5	359	300	205	154	260	265	230	175	234	30	242	M12	154
		PIK 300/4/...	168	199.5	139.5	359	300	205	154	260	265	230	175	234	30	242	M12	154
160M/160L	11	PIK 350/1/...	188	243.5	183.5	405	360	230	175	310	300	250	200	260	50	292	M16	184
(42 x 110)	15	PIK 350/2/...	204	243.5	183.5	405	360	230	175	310	300	250	200	260	50	292	M16	184
180M/180L	18.5																	
(48 x 110)	22																	

\* Dimensions following the VDMA standard 24561  
 \*\* With a motor speed of  $\geq 1900$  rpm a steel fan must be used.

### Assembly

With assembly and disassembly of the oil connection lines hold up with a hexagon key (max. tightening torque 40 Nm). No reduction of the cross section behind the cooler. Return filters to be installed in front of the cooler (dynamic pressure, danger of bursting). Tensions inside the connection pipes have to be avoided! Vibration of the piping has to be avoided (should possibly be intercepted in front of the connector). Supply and discharge to be chosen alternatively. Please note that not a few hydraulic systems generate pressure peaks of more than 12 bars in the return flow (danger of bursting)! Please observe our assembly instructions at [www.ktr.com](http://www.ktr.com).

For PIK sizes 200 and 350 specify the IEC motor sizes in your order.

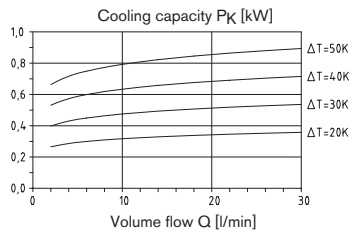
Ordering example:	PIK	300	3	5	15
	Bellhousing with integrated oil cooler	Flange diameter of IEC motor	Serial model code (code referring to length)	In-house modification code	Standard type 15 - V1 design

# Oil/air cooler type PIK Cooling systems

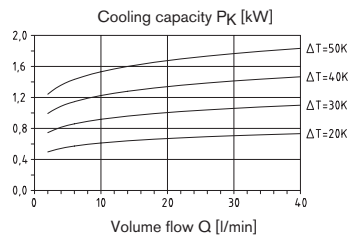
## Oil/air cooler type PIK 200 - 350

1. Cooling capacity for a speed of 1500 rpm depending on the temperature difference between oil intake and air intake and oil volume

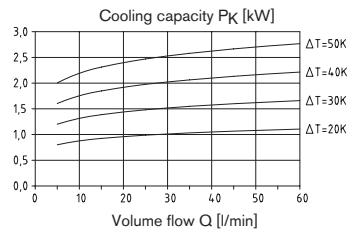
PIK 200



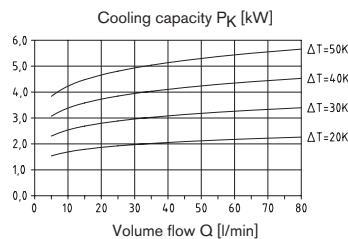
PIK 250



PIK 300



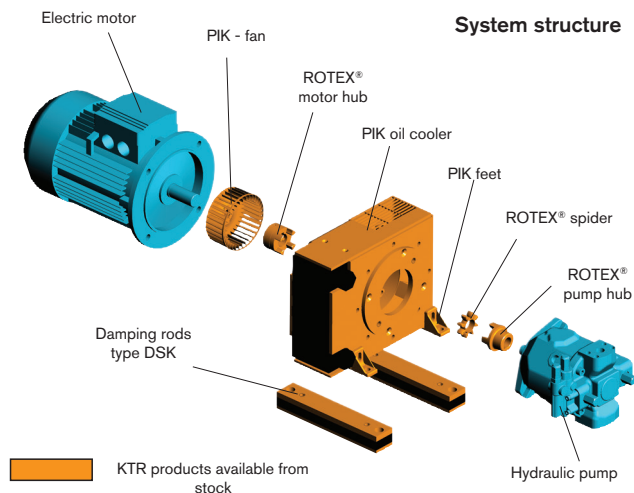
PIK 350



The diagrams shown are based on actual measurements of the PIK oil cooler performed in KTR's in-house R&D test center. With 3000 rpm the cooling capacity is increased by approx. 50 %.

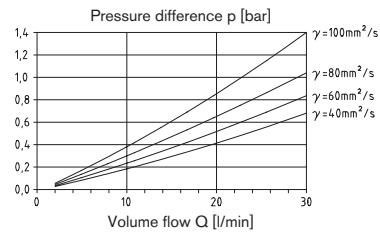
## 2. Operating pressure

The permissible operating pressure of the oil cooler is 12 bars dynamically. Max. operating pressure with static load of 20 bars (all values apply for the average pressure cooler).

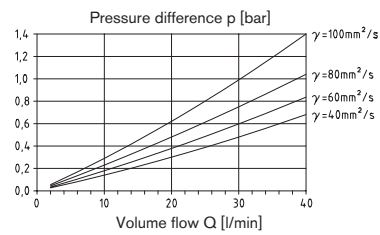


3. Pressure loss depending on oil flow and oil viscosity

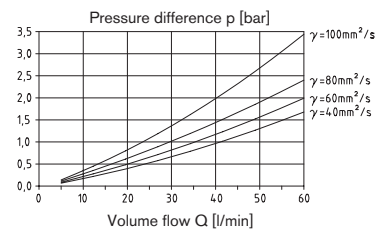
PIK 200



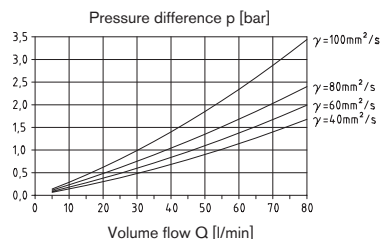
PIK 250



PIK 300



PIK 350



Viscosity measured up to 100 mm<sup>2</sup>/s.  
Higher viscosity on request.

## 4. Fan

Torsional direction view on the pump – right – standard type.

Performance requirement of the fan with 1500 rpm

PIK 200 = 25 W

PIK 250 = 40 W

PIK 300 = 125 W

PIK 350 = 230 W

Air pressure rate in m<sup>3</sup>/h with 1500 rpm

PIK 200 = approx. 90 m<sup>3</sup>/h

PIK 250 = approx. 200 m<sup>3</sup>/h

PIK 300 = approx. 400 m<sup>3</sup>/h

PIK 350 = approx. 860 m<sup>3</sup>/h

## 5. Cooler connection

R <sup>3</sup>/<sub>4</sub>" internal thread

## 6. Oil flow

With an oil flow exceeding the figures stated in the above diagramme, please consult with our engineering department.

Phone: +49 5971 798-0