

Pressure Rating: 100 bar, 1450 psi

Specifications:

Mass Flow Rate (max.): 28000 kg/h, 1029 lb/min
 Volumetric Flow Rate (max.): 28000 l/h, 126.6 gpm, 4226 bbl/d
 Nominal Meter Size: DN25, 1"

Accuracy [liquids]:¹⁾

Basic Accuracy [Mass Flow]: ± 0.1 % of flow rate
 Mass Flow Repeatability: ± 0.05 % of flow rate
 Basic Accuracy [Volume Flow]: ± 0.15 % of flow rate
 Volume Flow Repeatability: ± 0.05 % of flow rate
 Zero Stability: ± 0.01 % of full scale

Accuracy [gases]:

Basic Accuracy [Mass Flow]: ± 0.5 % of flow rate
 Mass Flow Repeatability: ± 0.25 % of flow rate

Density:

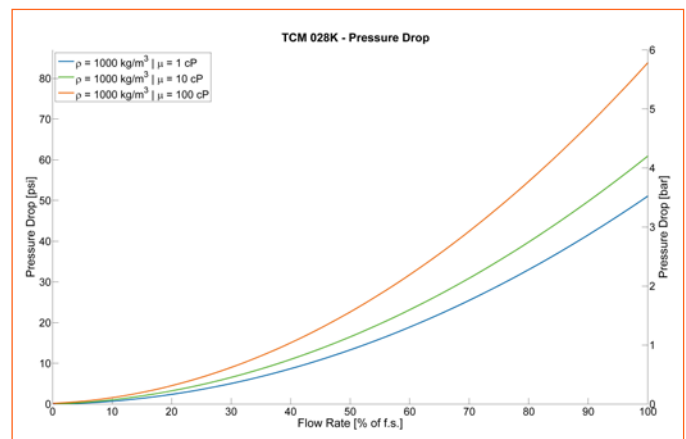
Density Range: up to 2500 kg/m³, 2.5 g/cm³
 Density Accuracy: Liquids ± 1.0 kg/m³, ± 0.001 g/cm³
 Density Repeatability: ± 0.5 kg/m³, ± 0.0005 g/cm³

Temperature:

Process Temperature Range: Standard: -40 °F ... +212 °F (-40 °C ... +100 °C)
 Optional: -76 °F ... +392 °F (-60 °C ... +200 °C)
 Temperature Accuracy: ± 1.8 °F ± 0.5 % of reading
 (± 1 °C ± 0.5 % of reading)
 Temperature Repeatability: ± 0.36 °F (± 0.2 °C)

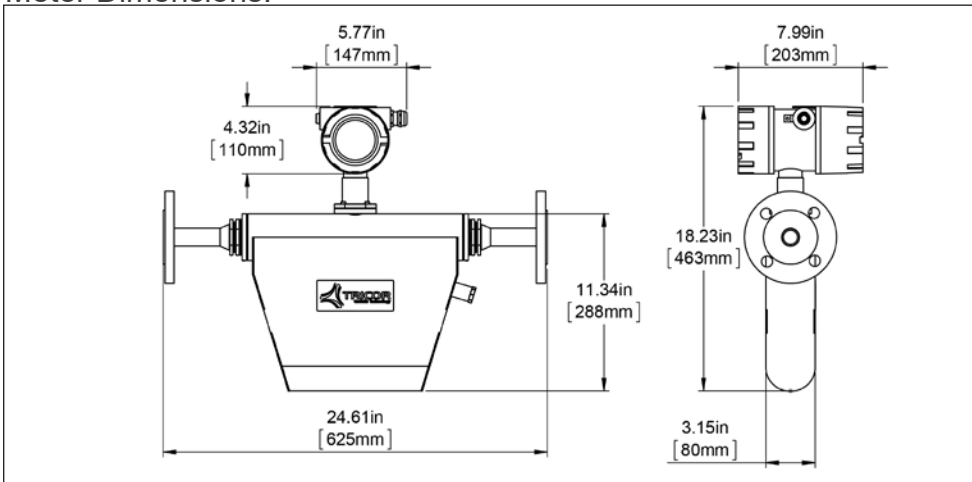
Materials of Construction [wetted parts]:

Tubes: 1.4404/AISI 316L
 Case: 1.4404/AISI 316L
 Flow Splitter: CF3M/AISI 316L
 Brazing Alloy: BNi-2



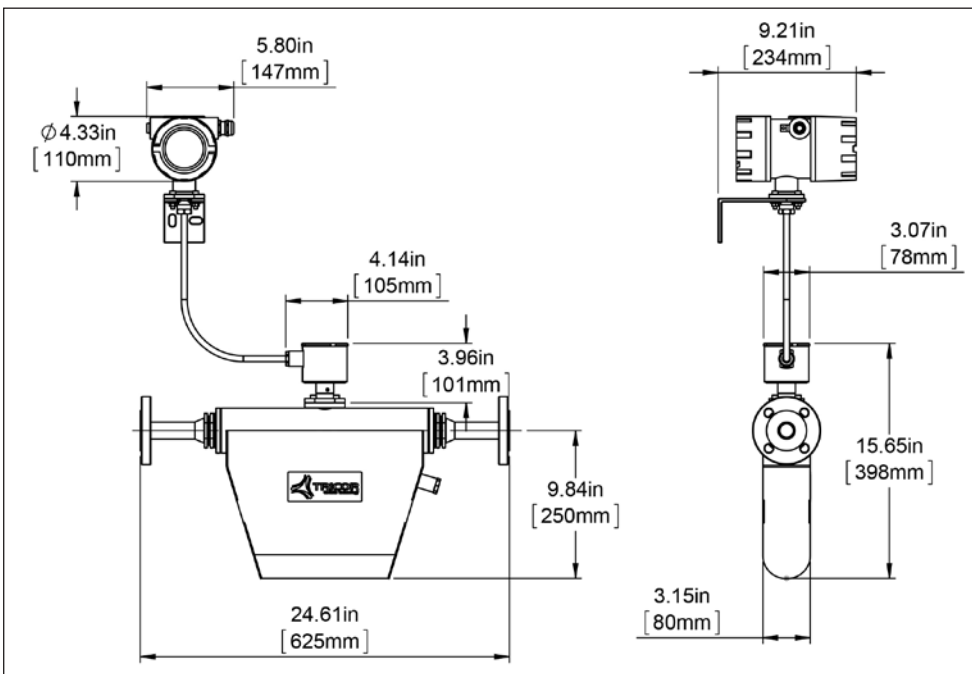
¹⁾ Stated flow accuracy combines the effects of repeatability, linearity and hysteresis.

Meter Dimensions:²⁾



Compact Version

weight: 13.1 kg/30.2 lb
with meter mount ex-electronics
with aluminum diecast housing
meter connection:
DN25 PN40/1" ANSI CL 300



Remote Version

weight: 14.4 kg/33 lb
with junction box & remote field mount
meter connection:
depending on selected connection

Electronics:

The TCE-8000 transmitter offered with the TRICOR Coriolis Mass Flow Meter is also available with other mounting options.

Ex Certifications:

ATEX (Ex)	Zone 1: Group IIC or IIB, T2...T4
ATEX (Exn)	Zone 2: II 3G Ex nA IIC T2...T4 Gc
IECEX (Ex)	Zone 1: Group IIC or IIB, T2...T4
cCSAus (Ex1) ⁵⁾	Class 1, Division 1: Group A, B, C, D or C, D, T2...T4
ATEX + IECEX + cCSAus triple approval (Ex3) ⁵⁾ ⁶⁾	Zone 1: Group IIC or IIB, T2...T4 and Class 1, Division 1: Group A, B, C, D or C, D, T2...T4
EAC (TR-CU) ⁵⁾	Group IIC or IIB, T2 ... T4

Panel Mount³⁾



Power Supply:
Outputs:
Interface:
More options on request

Remote Field Mount⁴⁾



24 V DC $\pm 20\%$ or 90 ... 264 V AC
Analog, Frequency, Pulse, Status
RS485 RTU (Modbus), HART[®]

²⁾ Drawing of the Meter Dimensions reflects one standard connection, other connections on request (Installation length can vary depending on selected connection).

³⁾ Weight: 0.4 kg/0.88 lb.

⁴⁾ Weight with aluminum diecast housing: 3.8 kg/8.3 lb with 3 m cable, Weight with 1.4404/AISI 316L housing: 6.15 kg/13.56 lb.

⁵⁾ For Ex1, Ex3, EAC (TR-CU) the electronic is only available in aluminum housing.

⁶⁾ Only with remote electronics.